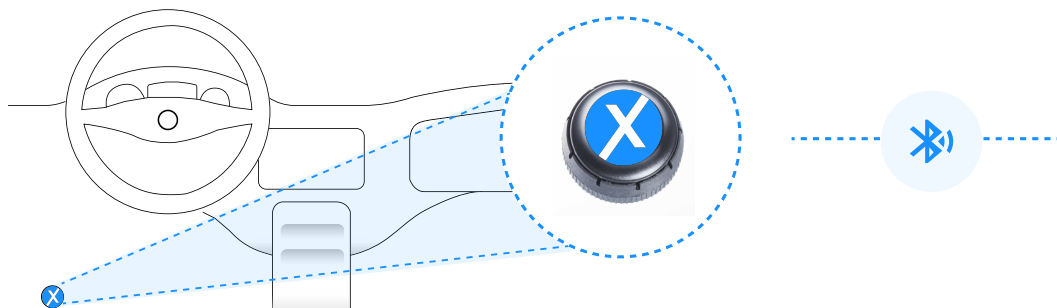




DOT Inspection Card

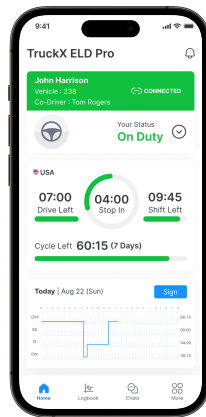
TruckX ELD Pro

TruckX ELD Pro is an FMCSA-registered ELD and is listed on their website. The device plugs into the vehicle's diagnostic port and it integrally synchronizes with the engine. Drivers are not allowed to change their drive time. The TruckX Driver App allows drivers to interact with their logs using a smartphone or tablet. DOT Inspection Mode enables officials to review and transfer driver logs.



Vehicle Diagnostic Port

TruckX ELD



TruckX Driver App

TruckX ELD Pro is FMCSA-registered under Section 49 CFR, 395.22 to 395.36

Need Help? Contact TruckX Support at

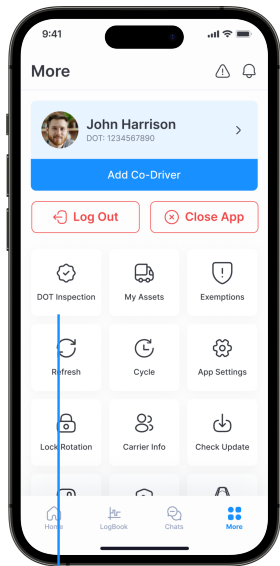
+1(650) 600-0008

Support@TruckX.com

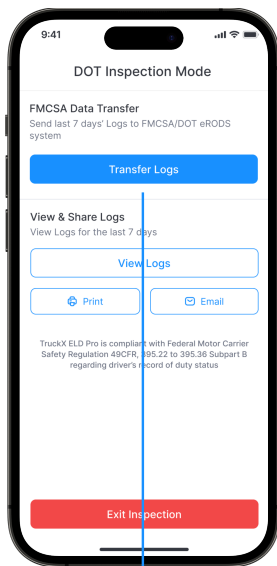
Live Chat on TruckX.com



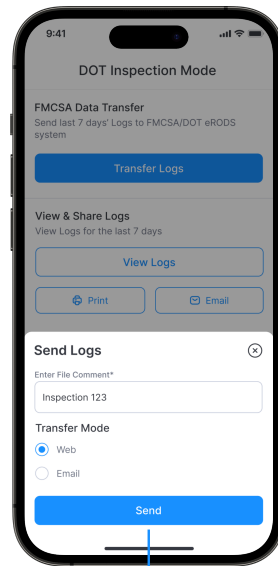
DOT Inspection Card



On 'More' Screen, tap here to start inspection



Tap here to transfer log details to FMCSA



Enter details and tap here to send

Need Help? Contact TruckX Support at

+1(650) 600-0008

Support@TruckX.com

Live Chat on TruckX.com